


# How to use Alipay

Alipay (or WeChat) is an essential app for daily life in China. You can use Alipay to make payments for essentially anything and anywhere in China. In addition, you can use Alipay to call for a ride (like Uber), take public transportation (like Bus/Metro), book train tickets, order food delivery (like Uber eats/doordash), use bike sharing, etc.

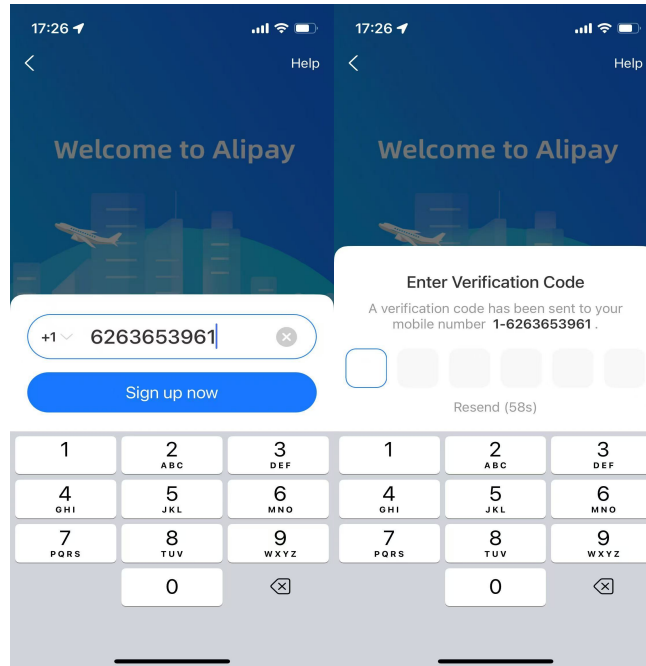
To verify that you can make payments with Alipay before you arrive in China, we strongly recommend you to try to pay for the conference registration fee or the hotel reservation payment with Alipay (although credit card payments for those two fees are also supported).

## 1. Download Alipay app



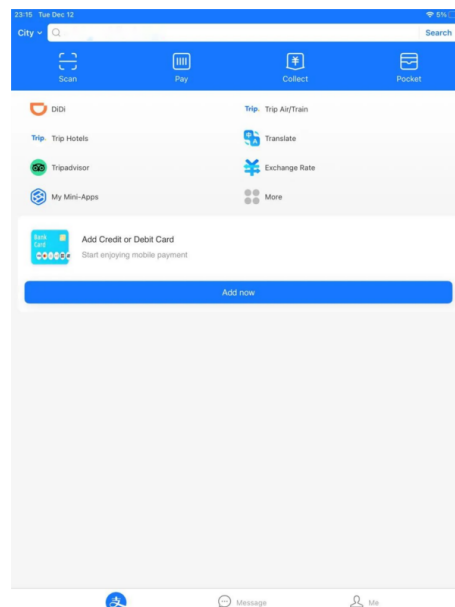
## 2. Sign up and get started

We strongly recommend you to register with your phone number to make payments easier in next steps. International phone works just fine. You can consider switch to “ International Version” for a simpler design.



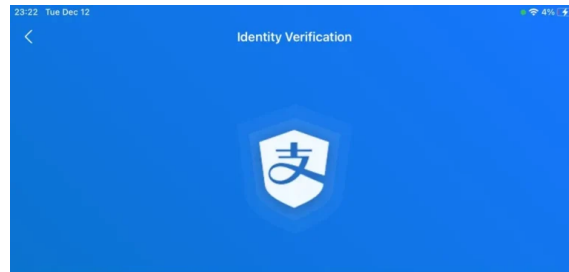
## 3. Add your credit or debit card

You can see “ Add Credit or Debit Card” on the front page (or you can find it in Me/Bank Cards). Click “ Add now” . It accepts credit or debit cards issued by all major International Card networks.

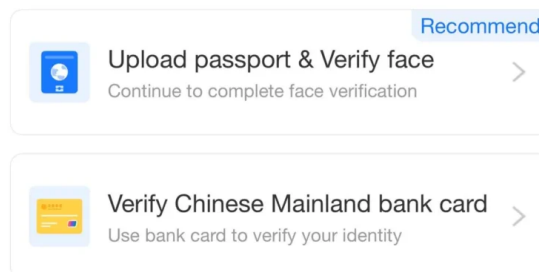


#### 4. Identity verification

In order to make payments with Alipay, you need to verify your identity by uploading a copy of your passport and complete the face verification. Follow the steps in the app.



To access this service, please select one of the following methods to complete identity verification.

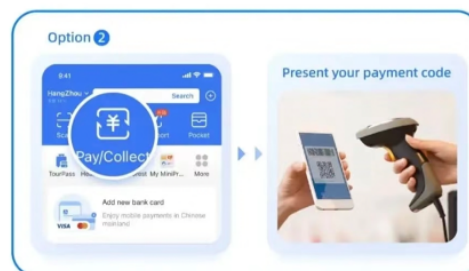
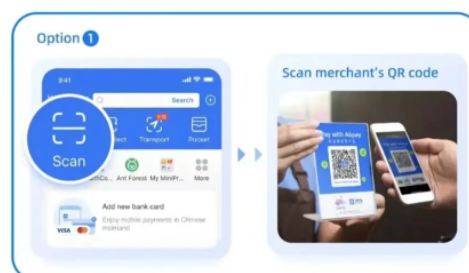


Customer Center

#### 5. Make payments

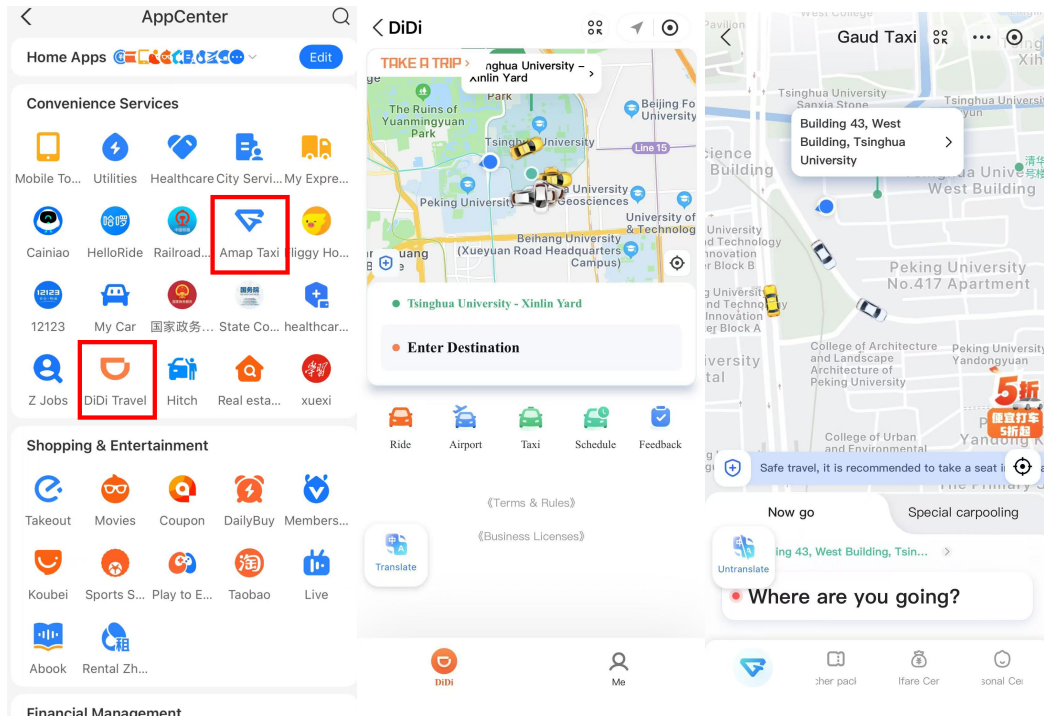
Option1: Tap “ Scan” , scan the merchant-presented QR code

Option2: Tap “ Pay/Collect” , present your QR code to the merchant




## 6. Call for a taxi/car ride

There are two apps you can use inside Alipay (you can find them in the AppCenter) to call for a taxi or car ride, one is called "DiDi Travel", another is called "Amap Taxi". They are just like Uber in other countries.



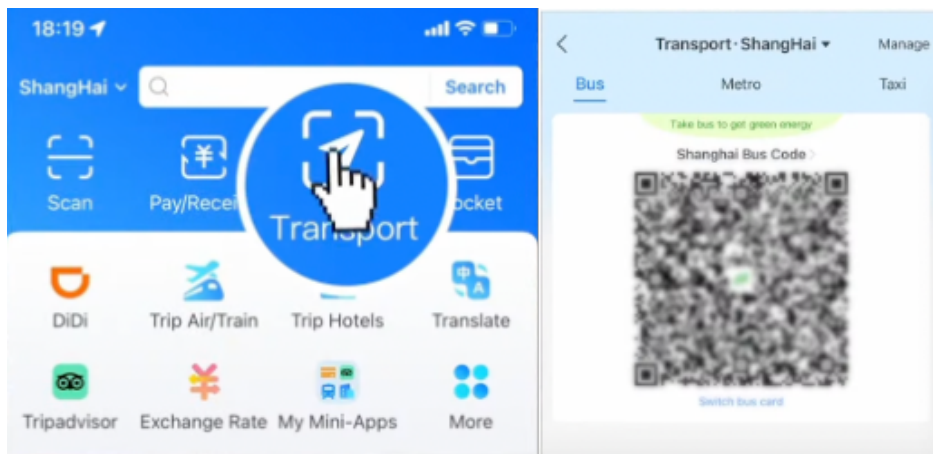
## 7. Book train ticket

You can book train ticket by using the "Railroad" app inside Alipay. You need to enter your passport information to book a train ticket, and you need to print a physical ticket from the ticket machine (ticket selling desk) in the train station before you get on the train.



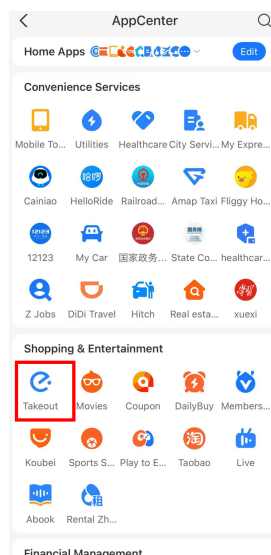
## 8. Take a bus or metro

To take a bus or metro, you can tap "Transport" in Alipay and obtain a virtual bus or metro card (it's a QR code) for the city you are in. Different cities have different card. Once you get the card/QR code you can show the QR code when you are on the bus or before you get on the metro.



## 9. Order food delivery

Click the "Takeout" app in Alipay to order food delivery. It works just like Uber eats or doordash...



## 10. Use a shared bike

If you see blue bikes or blue scooters like the ones shown below, you can use them by scanning the QR code on them with your Alipay app. Don't forget to click the end trip button when you are done using the bike. The app will tell you where you can park the

bike when you end the trip.

