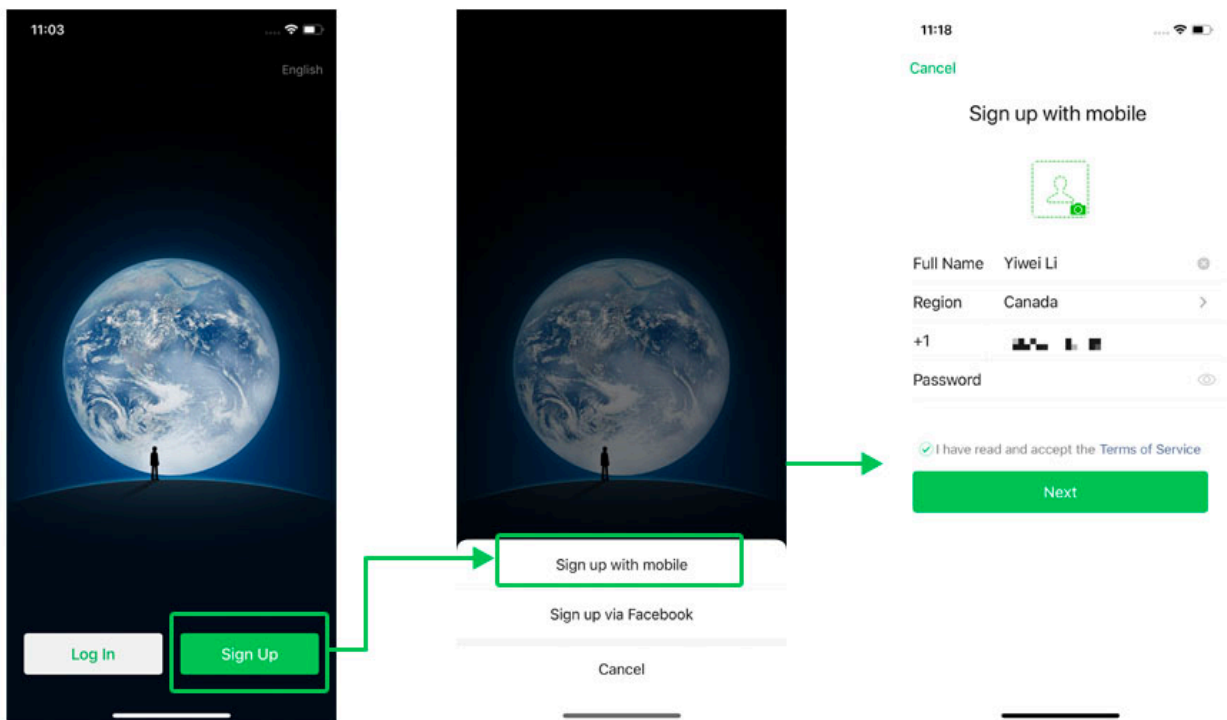


# How to sign up for WeChat:

After downloading and installing WeChat on your mobile phone, you can sign up for WeChat with the following ways (We strongly recommend you to register with a phone number, as otherwise you may encounter some issues when using the payment functionality.):

## 1. Sign up with mobile

Open the WeChat app and tap Sign Up > Sign up with mobile > choose your region code, enter your mobile, and set a password.



### WeChat Privacy Protection Summary

#### What data we collect about you?

We collect information when you set up your WeChat account and use the services available within WeChat (such as posting photos to your Moments feed or following Official Accounts). To set up your account, we collect your nickname, mobile number, and a password. You can further refine and populate your profile with additional information. More...

#### How do we use your info?

We use your information to provide WeChat to you, allow you to communicate with other users, and to use the features of the WeChat Open Platform. We use your information for account set-up, to facilitate communications, provide support, allow you to access features of WeChat and to improve WeChat. WeChat uses

I have read and accept the above terms



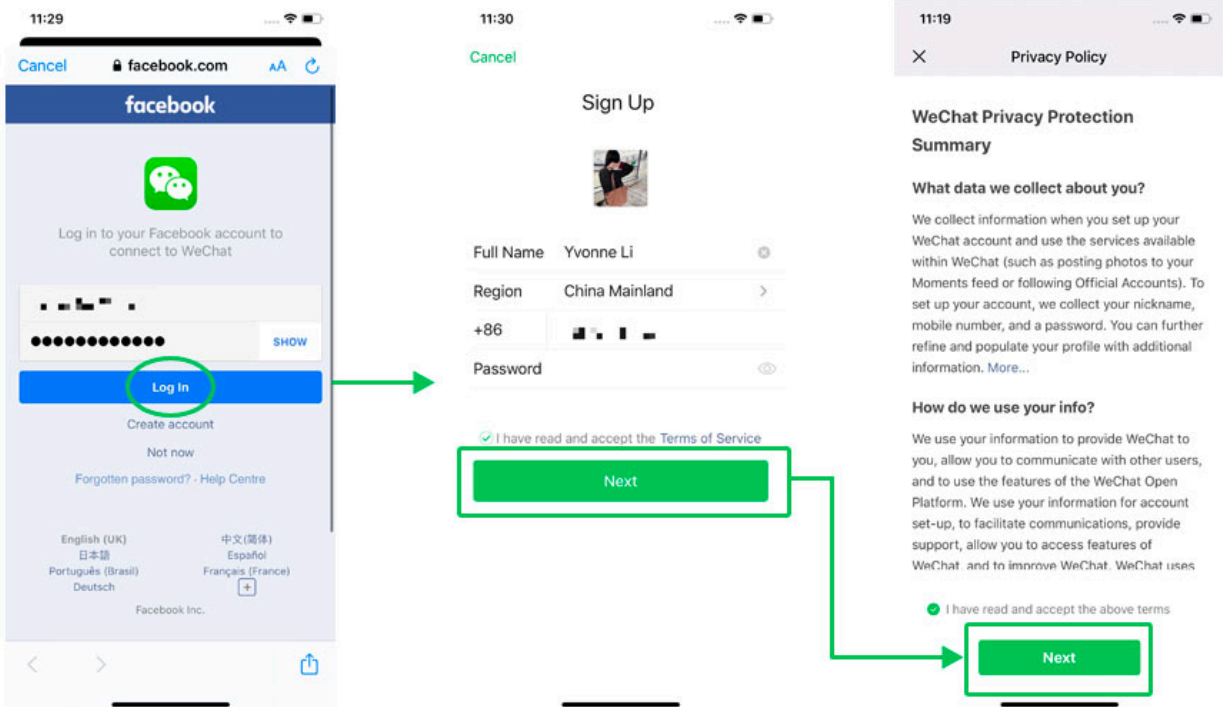
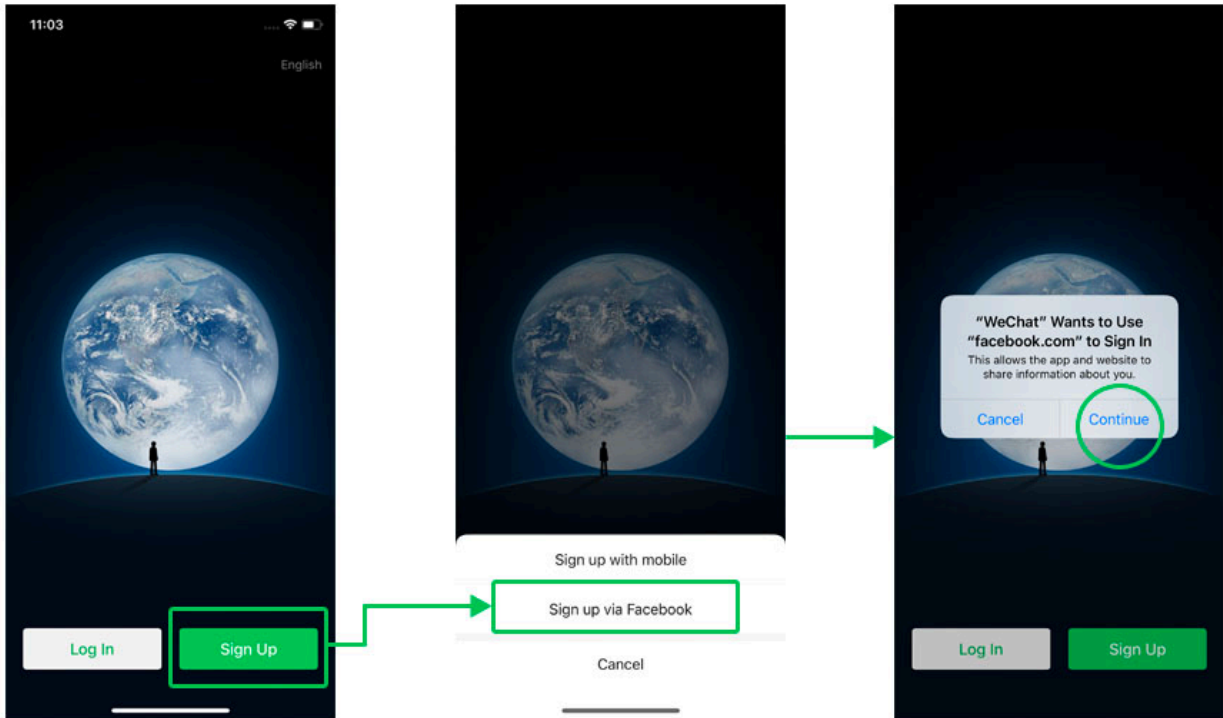
### Security Verification

For the security of your account, verify security verification code before registration.



## 2. Sign up via Facebook

Open the WeChat app and tap Sign Up > Sign up via Facebook, and then WeChat will redirect to Facebook to request permission to log in to WeChat. Then, choose your region code, enter your mobile, and set a password.



### **3.If you are required to have another WeChat user help you register for WeChat by scanning a QR Code or other kinds of assistant registration:**

Assistant registration is when the system automatically configures an account based on the sign-up environment (device and IP address). At present, WeChat's Assistant Registration function requires another WeChat account to provide assistance. Following the instructions on the screen, ask a WeChat user who meets the conditions to use their WeChat to help you complete the verification for sign-up as below:

1. Invite a friend near you to scan the QR code on the screen using his/her WeChat.
2. If there is no WeChat users near you to scan the code:
  - 1) Contact a WeChat user (by call, text, or other method outside WeChat) who meets the conditions on the screen.
  - 2) Ask the user to open WeChat, search for "WeChat Team", tap "Account", and select "Help Friend Register".
  - 3) Ask the user to enter your mobile number. (Tap the default region code to change it.)

Notes:

1. Users from different countries or regions may have different conditions for assistance registration. Please refer to the prompts on the screen during registration.
2. If sign-up fails, please try signing up to WeChat again. If it fails again, please make sure you are not using a non-official version of WeChat, and that your device and network environment have not been compromised.
3. If you encounter any difficulties at this step, please contact the event organizers, we will assist you in resolving the issue.

If you encounter any other issues, please contact us. Additionally, the following webpage link may be helpful to you:

[https://help.wechat.com/cgi-bin/newreadtemplate?t=help\\_center/index&lang=en&Channel=helpcenter](https://help.wechat.com/cgi-bin/newreadtemplate?t=help_center/index&lang=en&Channel=helpcenter)